

Photo orienteering



Play with ActionTrack app

Join the game by typing or scanning a code

Find 10+10 places based on image and text clues. The faster you find a place the more points you get. Each place can also have a question or other kind of challenge, which can earn you some additional points. The highest scoring player wins!

How to use the app

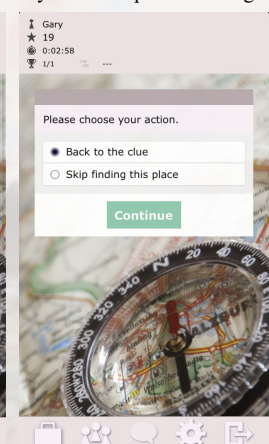

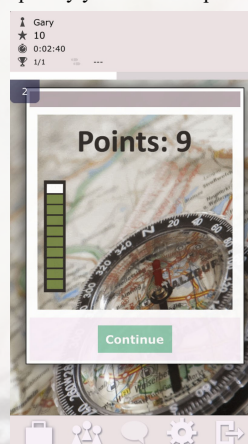
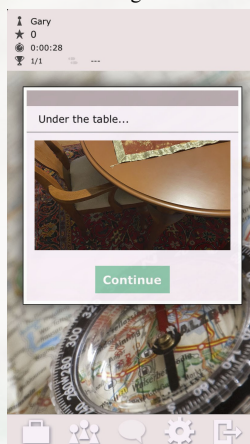
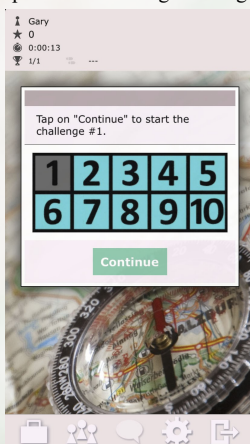
The game consists of 10+10 photo orienteering challenges

You need to find places based on image/text clues

You get points based on how quickly you find each place

Each place can have a question or other additional challenge

If you cannot find a place, you can skip the challenge



How to play the game

1. This game is suitable for everyone and it includes 10+10 photo orienteering challenges, which are given to the players in a random order. Different order for each player.
2. On each challenge, you have up to 10 minutes to find the place based on an image and a text clue. The faster you find the place and scan a QR code over there, the more points you get from the orienteering. Each 60 seconds you spend reduces your potential orienteering points by one. The maximum possible orienteering points for each challenge is 10.
3. In case you have extreme difficulties to find a place, you can choose to skip the current challenge (in that case you get zero points).
4. When you find a place, there can be an additional question or other kind of challenge, giving you maximum of 5 extra points.
5. The game finishes when you have attempted all 10+10 challenges, or when the game is over.
6. The highest scoring player wins.

Warning

Be careful when you walk around. Pay attention to buildings, vehicles, animals and other people. Have fun, but do not hurt yourself or others, neither damage any property.